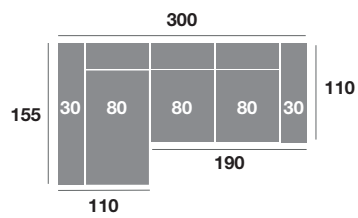


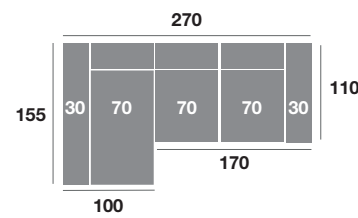
CARACTERÍSTICAS

Asiento deslizante de carro.
 Respaldo reclinable con sistema **Omega**
 con espuma super suave.
 Pata cilíndrica de metal de 4 cm.

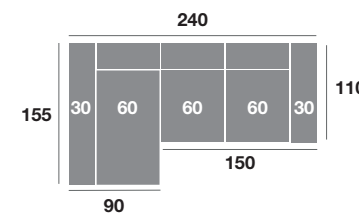
Espumas de 28 Kg de alta densidad.
 Fibra siliconada 100% virgen.
 Armazón de madera de pino.



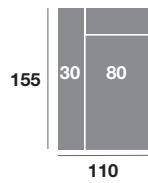
Chaisse longue 300 cm.



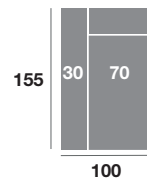
Chaisse longue 270 cm.



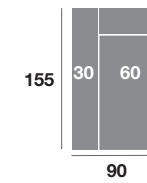
Chaisse longue 240 cm.



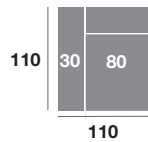
Chaisse longue 110 cm.



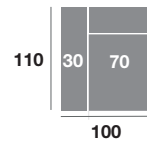
Chaisse longue 100 cm.



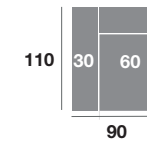
Chaisse longue 90 cm.



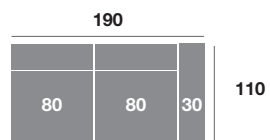
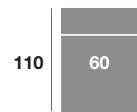
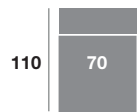
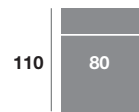
Módulo 110 cm.



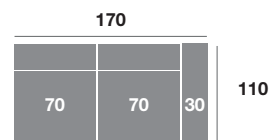
Módulo 100 cm.



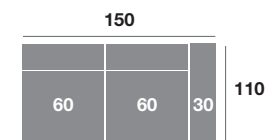
Módulo 90 cm.



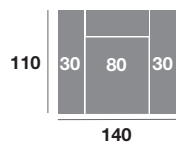
Módulo 190 cm.



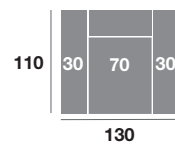
Módulo 170 cm.



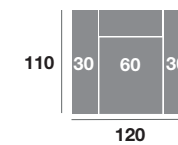
Módulo 150 cm.



Sillón 140 cm.



Sillón 130 cm.



Sillón 120 cm.